

# Murrayburn Primary School Home Learning

## Primary 3 Week 1 (January 11<sup>th</sup>)

### Literacy

#### Spelling

Practice **reading** and **writing** your tricky words. You can do bubble writing, rainbow writing, capital letters or write them alphabetically.

**Group 1 – Block 5 and 6**

**Group 2 – Block 4**

**Group 3 – Block 3**

**Group 4 – Block 2**

If you do not have a paper copy, you will find your words on the Literacy channel on TEAMS.

#### Listening and Talking

Listen to a member of your family talk about their favourite animal for two minutes. Take notes or draw pictures of the key points.

#### Reading <https://www.oxfordowl.co.uk/>

Oxford Owl Website for free eBooks or read a book you have at home. Check TEAMS to find out your level.

**Task** – design a poster to persuade people to read your book

**Hot Task** – choose 10 words from your book and put them in alphabetical order.

#### Writing – Christmas News

**Mild** – draw a picture and write a sentence about a present you got.

**Spicy** – draw a picture and write a few sentences about what you did on Christmas Day and your favourite gift.

**Hot** – draw a picture and explain everything you did on Christmas day. Tell me about your favourite gift, what you had to eat, who was there, how you felt on the day etc

**Challenge** – can you use commas to create a list in your writing.

### Numeracy

#### Counting and Times Tables (you could make flashcards)

**Mild** - Work on counting forwards and backwards in 2s, 10s and 5s

**Spicy** - 2- and 10-times tables

**Hot** - 5-times table

**Task** – Design a times table board game for your family to play. Make sure you know the answers.

#### Outdoor Hunt

On a walk or in your garden, try and find items listed and work out how many points you get by adding them together. Look below for levels of challenge. The example uses spicy.

#### SumDog

Log on to SumDog. Each week try and aim for ....

**Mild** - at least 15 minutes

**Spicy** - at least 25 minutes

**Hot** - at least 30 minutes

#### Shape – 2D

Create your own 2D shape puppets (picture below). Remember to name the shape.

Challenge: can you count and then write the number of sides and corners (edges) on the back of each shape.  
<https://www.topmarks.co.uk/Search.aspx?q=2d%20shapes>  
<https://www.education.com/games/2d-shapes/>

### Other Tasks

#### Music

Check the new Music channel on Teams for a music task from Miss McDonald.

#### STEAM

Check the new STEAM channel on Teams for a STEAM task from Mrs Iles.

#### PE – Just Dance

Pick your favourite song and create your own dance. Can you teach it to someone in your family?

Just Dance (Waka Waka)

[https://www.youtube.com/watch?v=gVfgTw\\_W\\_JY](https://www.youtube.com/watch?v=gVfgTw_W_JY)

#### Life Skills

2021 New Year Resolution

What is your New Year Resolution for home?

What is your New Year Resolution for school?

Look below for ways you can present your resolution or come up with your own fun way.

Ask your family members what theirs is.

#### Art (and Maths)


Create a symmetrical picture using resources you find around and outside your home. Look below for ideas.

Video - <https://www.bbc.co.uk/bitesize/clips/ztpyr82>


Topmarks -

<https://www.topmarks.co.uk/symmetry/symmetry-matching>

## Symmetry Art Ideas



20.05.13 Circles - WALT make a symmetrical pattern




## Outdoor Hunt



	mild	medium	Spicy
Nest	1	3	10
Bike	2	5	7
Bug	5	2	5
Stone	1	2	2
Stick	5	10	½ half
Leaf	10	4	4
Feather	10	10	3
Flower	2	5	6
Pinecone	1	4	8

## 2D Shape

### 2D Shapes



## New Year Resolution

